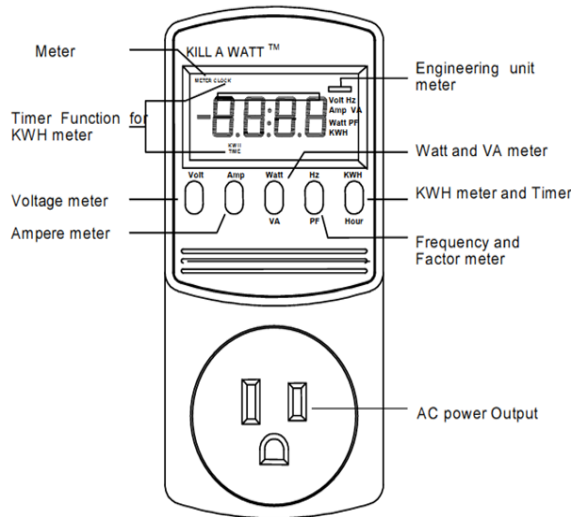




P4400 Kill A Watt™ Operation Manual

Congratulations on your purchase of the Kill A Watt™ Power Meter. Cared for properly, this unit will provide you with years of service.



1. The LCD shows all meter readings: Volts, Current, Watts, Frequency, Power Factor, and VA. The unit will start to accumulate KWH and powered duration time (hour) after power is applied.
2. Press Volt Key for true RMS Voltage (Volts) display.
3. Press Amp Key for true RMS output current (Amps) display.
4. The Watt/VA Key is a toggle function key. Press the Watt/VA key once to display Watt meter, then press key to display VA meter. The LCD will display Watts as the active power, where VA is the apparent Power. ($VA = V_{rms} Arms$)
5. The HZ/PF is a toggle function key. Press the HZ/PF key once to display the frequency (Hertz), then press key to display the Power Factor. HZ is the Frequency of output Voltage, where PF is the Power Factor ($PF = W / V_{rms} Arms$).
6. The KWH/Hour is a toggle function key. Press the KWH/Hour key once to show the cumulative energy consumption since power was applied to the unit. Then press key to display the cumulative time since power was applied to the unit.
7. Consumption will be displayed in Kilowatt-Hours (from 0.01 KWH to 9999 KWH). Time will initially be displayed as Hours:Minutes (from 00:00) and switch to Hours (to 9999). Counters will recycle to zero when they reach their maximum. To reset, remove power from unit momentarily.

WARNING: Do not exceed maximum ratings as detailed on label.

	CAUTION RISK OF ELECTRIC SHOCK DO NOT OPEN	
The lightning flash with arrowhead, within an equilateral triangle, is intended to alert the user to the presence of uninsulated "dangerous voltage" within the product's enclosure that may be of sufficient magnitude to constitute a risk of electric shock to persons.	CAUTION: TO REDUCE THE RISK OF ELECTRIC SHOCK, DO NOT REMOVE COVER. NO USER-SERVICEABLE PARTS INSIDE. REFER SERVICING TO QUALIFIED SERVICE PERSONNEL.	The exclamation point within an equilateral triangle is intended to alert the user to the presence of important operating and maintenance instructions in the literature accompanying the appliance.
WARNING: TO REDUCE THE RISK OF FIRE OR ELECTRIC SHOCK, DO NOT EXPOSE THIS APPLIANCE TO RAIN OR MOISTURE.		

Specifications:

Function	Range	Accuracy	
		Typ.	Max.
RMS Voltage	85-125 Vrms	0.2%	1%
RMS Current	0.00~15.00 Arms	0.3%	1%
Active Power	0~1875 Watt	0.5%	2%
Apparent Power	0~1875 VA	0.5%	2%
Line Frequency	47.0~63 Hz	0.1 Hz	2%
Power Factor	0.00~1.00	0.01	0.03
Power Quantity	0.00~9999 KWH	0.5%	2%
Time Quantity	00:00~9999	30ppm	
Display Update	1 Sec	-	
Power Consumption	10 Wmax	-	

P3 INTERNATIONAL CORPORATION LIMITED WARRANTY

P3 INTERNATIONAL CORPORATION ("P3") warrants to the original retail purchaser only, that its product is free from defects in material or workmanship under the condition of normal use and service for a period of six (6) months from the date of purchase. In the event that a defect, malfunction or failure occurs or is discovered during the warranty period, P3 will repair or replace at its option the product or component part(s) which shall appear in the reasonable judgment of P3 to be defective or not to factory specifications. A product requiring service is to be returned to P3 along with the sales receipt or other proof of purchase acceptable to P3 and a statement describing the defect or malfunction. All transportation costs shall be borne by the owner and the risk of loss shall be upon the party initiating the transportation. All items repaired or replaced thereunder shall be subjected to the same limited warranty for a period of six (6) months from the day P3 ships the repaired or replaced product. The warranty does not apply to any product that has been subject to misuse, tampering, neglect, or accident or as a result of unauthorized alterations or repairs to the product. This warranty is void if the serial number (if any) has been removed, altered, or defaced. This warranty is in lieu of all warranties expressed or implied, including the implied warranties of merchantability and fitness for a particular purpose which are expressly excluded or disclaimed. P3 shall not be responsible for consequential, incidental or other damages, and P3 expressly excludes and disclaims liability for any damages resulting from the use, operation, improper application, malfunction or defeat of any P3 product covered by this limited warranty. P3's obligation is strictly and exclusively limited to the replacement or repair of any defective product or component part(s). Some states do not allow the exclusion or limitation of incidental or consequential damages, so the above limitation or exclusion may not apply to you. P3 does not assume or authorize anyone to assume for it any other obligation whatsoever. Some states do not allow limitation on how long an implied warranty lasts, so the above limitations may not apply to you. It is the owner/ user's responsibility to comply with local, state, or federal regulations, if any, that may pertain to P3 products or their use. This warranty gives you specific legal rights, and you may also have other rights which vary from state to state.

If you experience difficulty in the operation of your unit, or if your unit requires repair please contact:

P3 INTERNATIONAL CORPORATION
TECHNICAL SUPPORT
Tel: 212-741-7289
Fax: 212-741-2288

Email: techsupport@p3international.com

Rev. 0214